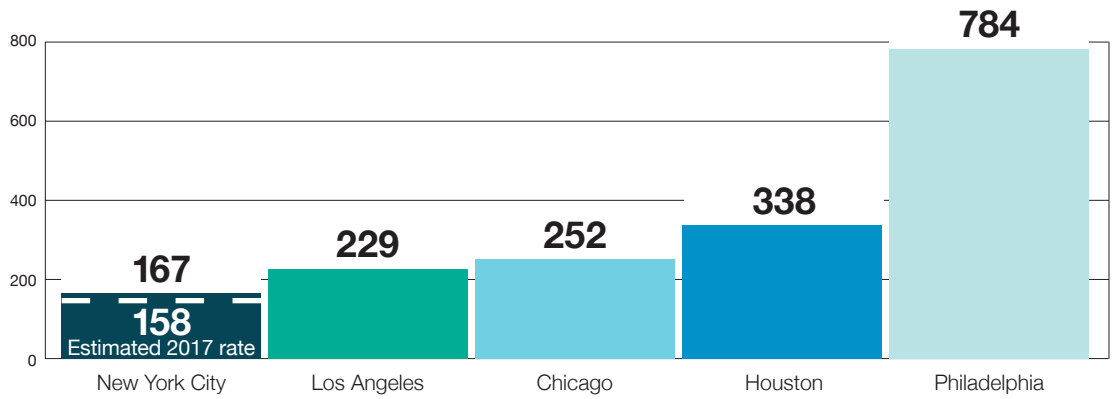


Jail: Who is in on bail?

NEW YORK CITY HAS THE LOWEST RATE OF INCARCERATION OF ANY MAJOR US CITY



MOST PEOPLE DO NOT GO TO JAIL AFTER ARREST

87% of people are released



- KEY**
- = 10,000 people
 - Case resolved (dismissal/plea) (140,000)
 - Released on a promise to return (ROR) (98,000) or Supervised Release (4,000)
 - Bail set, made at first court appearance (5,000)

13% of people are jailed



- Bail set, not made at first court appearance (35,000)
- No bail set, jailed to await trial (2,000)

37,000 JAIL ADMISSIONS IN 2017 RESULTED IN 7,100 PEOPLE HELD PRETRIAL ON ANY GIVEN DAY BECAUSE...

One person jailed for a year takes up the same bed space as 365 people who stay for one day each...

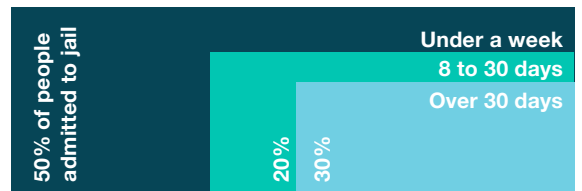


1 long-stayer (365 days)



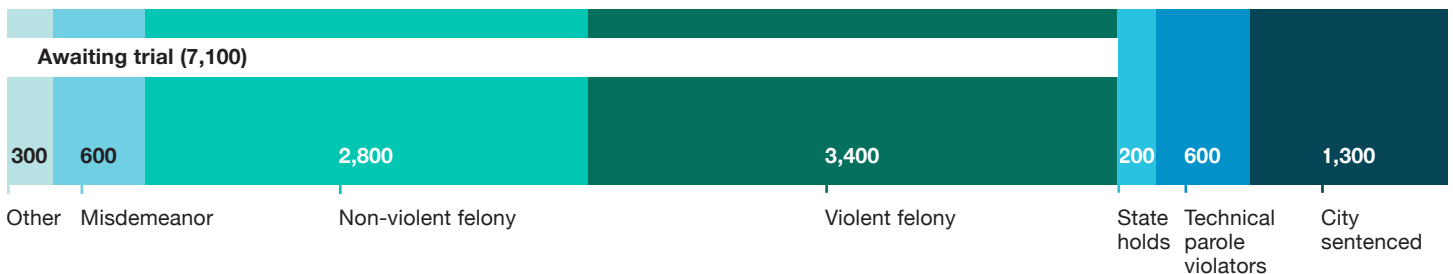
365 short-stayers (1 day)

...and most people do not stay very long



See appendix for more information.

AVERAGE DAILY JAIL POPULATION 2017 (9,200)




Department of Correction numbers which end in zero are estimates and rounded.

Jail: Who is in on bail?


OF THOSE WHO HAVE BAIL SET

13% make bail at their first court appearance

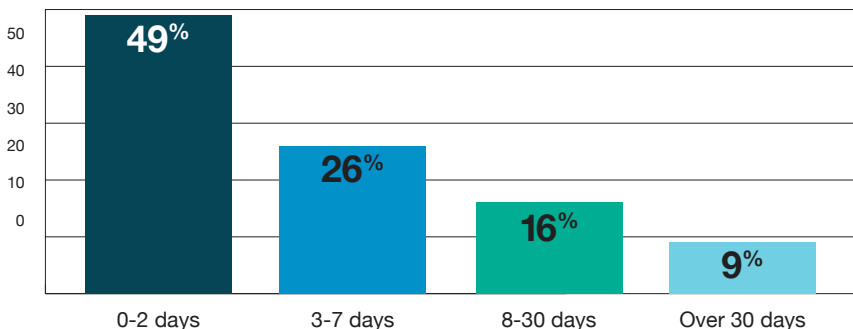
87% do not make bail at their first court appearance resulting in at least some time in jail

 **Bail set, made at first court appearance (5,000)**

 **Bail set, not made at first court appearance (35,000)**

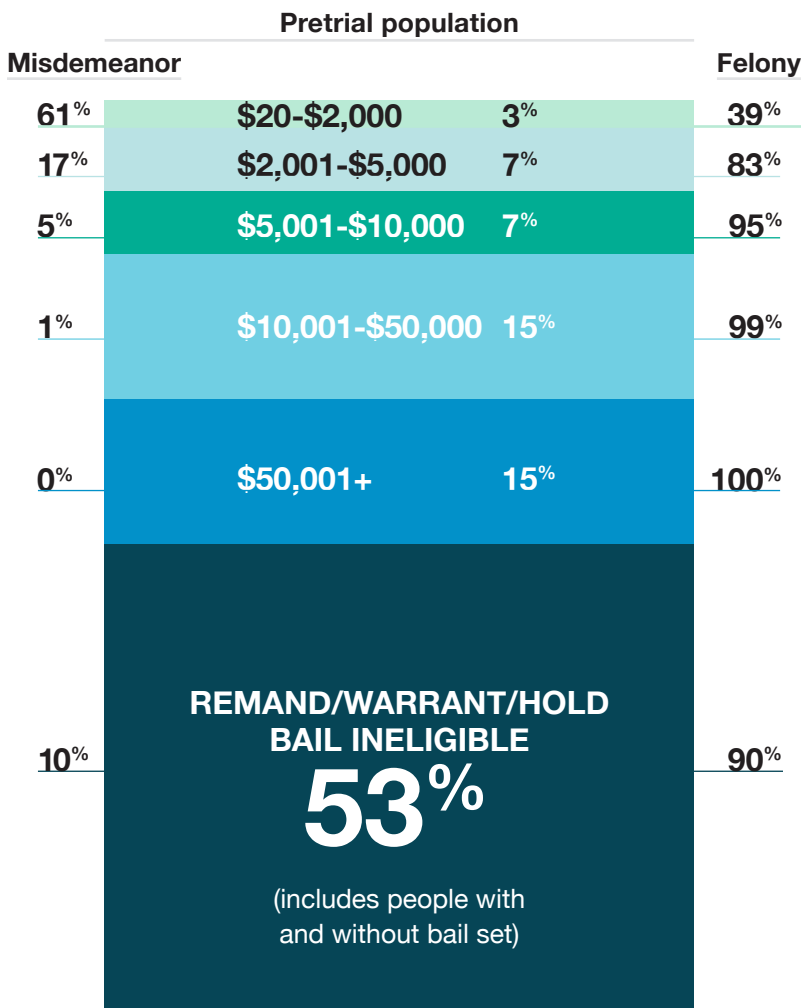
KEY
 = 10,000 people

49% OF THE PEOPLE WHO PAY BAIL AFTER ENTERING JAIL DO SO WITHIN 2 DAYS AND 75% WITHIN A WEEK



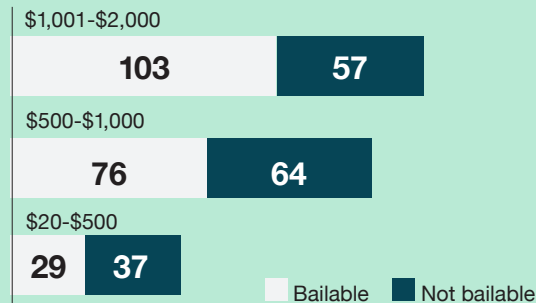
If every person who left jail within a week in 2017 never entered, it would prevent half of the admissions to jail, but would reduce the average daily jail population by 165 people because their jail stays are so short.

53% OF PEOPLE AWAITING TRIAL CANNOT LEAVE—NOT EVEN BY PAYING BAIL—BECAUSE OF WARRANTS, HOLDS AND REMANDS



Pretrial population with bail \$2,000 and under

• 43% of people in jail with bail of \$2,000 or less cannot be released even if they pay bail because of warrants or holds.



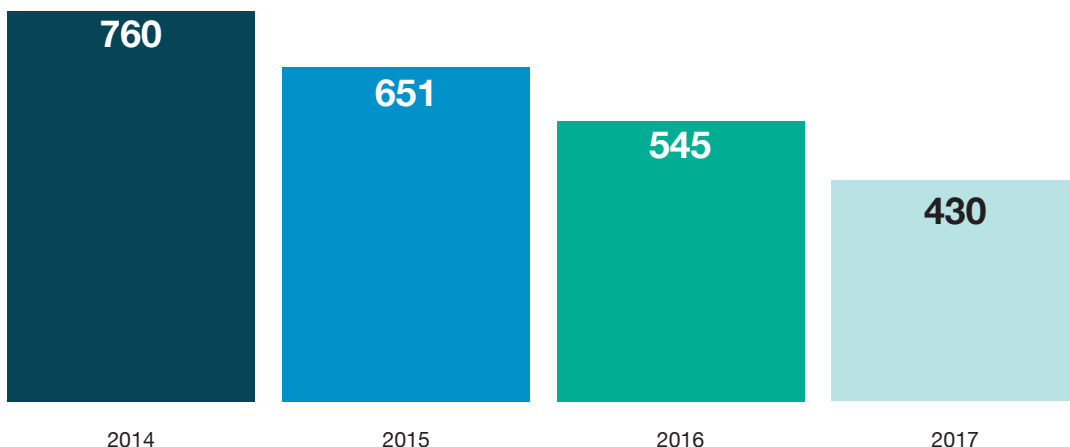
• This leaves 3% of the pretrial population who can secure release by paying bail set at \$2,000 or less.
 • 39% of this group is in on a felony charge while 61% are in on a misdemeanor.

See City strategies for low bail on the next page.

Department of Correction numbers which end in zero are estimates and rounded.

Jail: Who is in on bail?

THE NUMBER OF PEOPLE DETAINED ON BAIL OF \$2,000 OR LESS IS DOWN 60% SINCE DECEMBER 2013



City strategies are reducing the number of people entering jail with bail set, including those held on low bail and those who stay for a short period.

1) Supervised Release: Supervised Release, expanded citywide in March 2016, is a diversion program that serves as an alternative to bail to prevent jail admissions. In 2017, Supervised Release prevented over 4,000 jail admissions, reducing the jail population by approximately 360 beds.

2) Bail Expeditors: Bail expeditors interview defendants in court to find out whether a defendant has someone who can post bail on their behalf (called a “surety”). If the surety needs time to get to court, bail expeditors can request a “bail hold” to allow time for the surety to post bail. The City recently expanded funding for the program, which serves 87% of all defendants with bail set at \$5,000 and below.

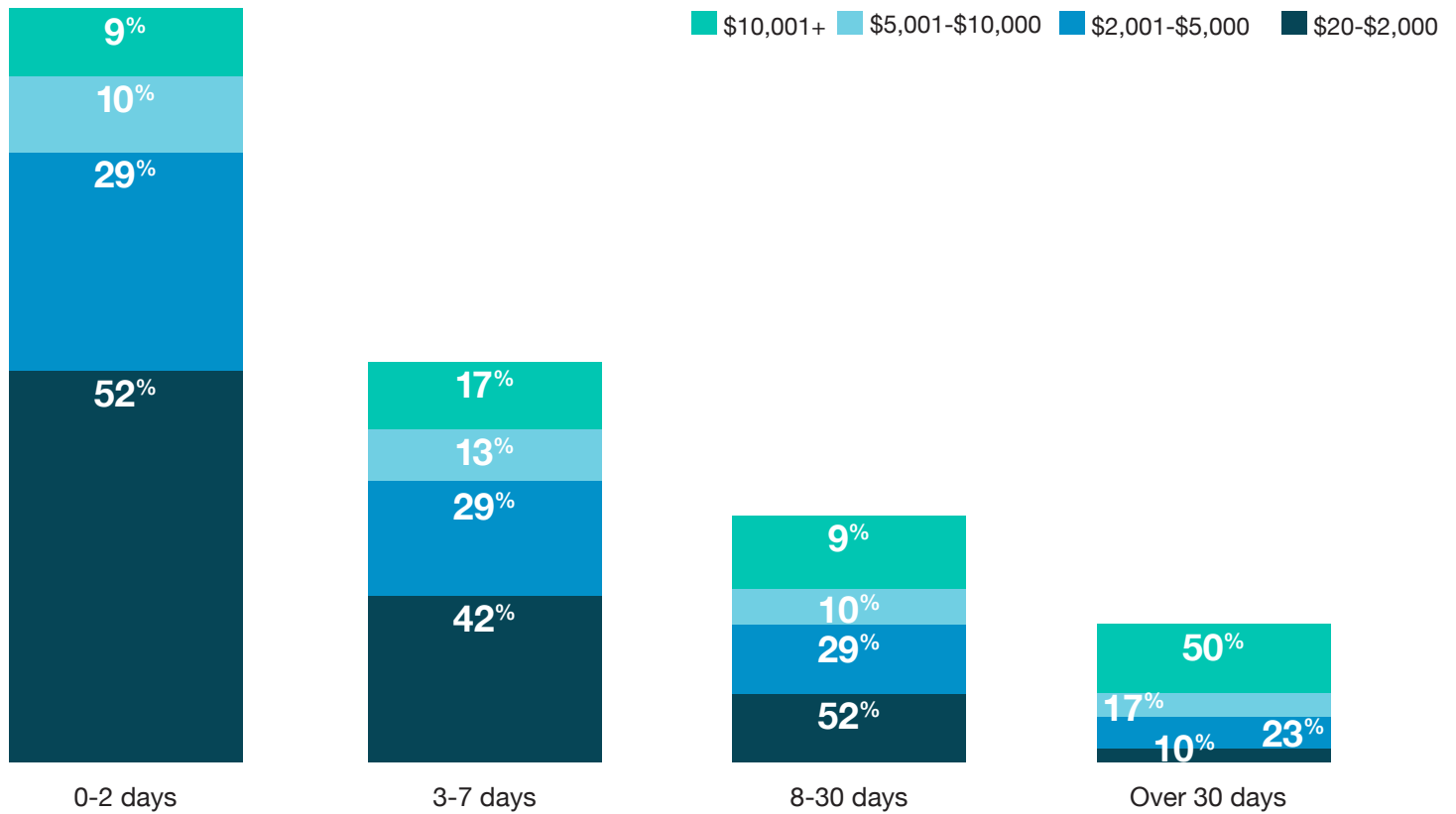
3) ATMs/Online Bail: The City has installed ATMs in all courthouses to improve the bail-paying process and prevent unnecessary detention. The City is also in the process of implementing an online bail payment system that will reduce the logistical challenges of paying bail in person.

4) Bail Funds: Bail funds operate throughout the City to post bail for defendants with bail set at \$2,000 and below. The Liberty Bail Fund receives funding from the City and operates in all boroughs at night, while other bail funds operate in every borough during the day. The goal of the Liberty Bail Fund is to post bail at arraignment so that defendants never go to jail on low bail.

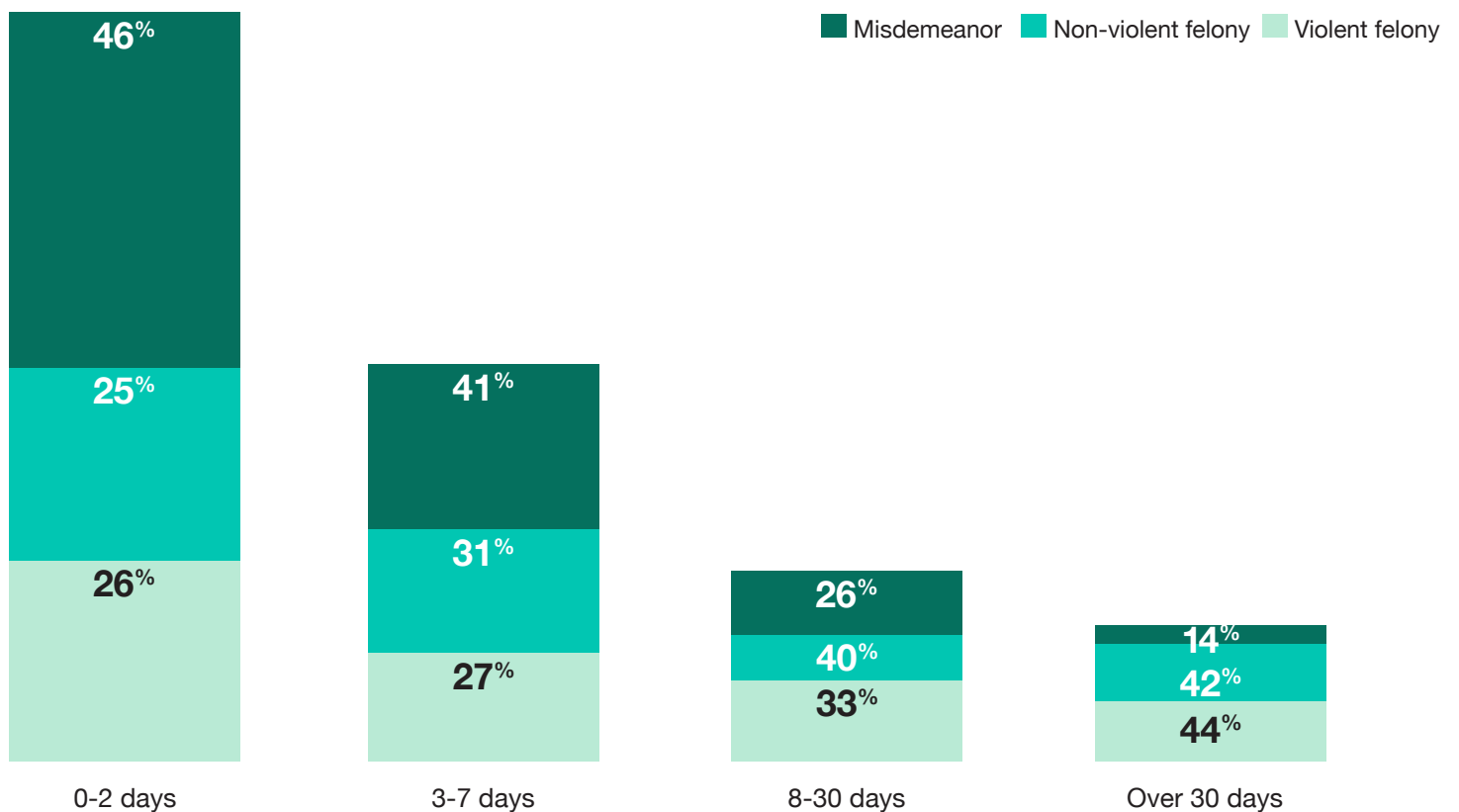
5) Second Look: The Second Look program, run by the Legal Aid Society, expedites the release of individuals in jail awaiting trial by contesting bail decisions and looking for alternatives to propose to the court, such as Supervised Release or treatment plans with services in the community. This was piloted in Manhattan in 2017 and secured release for 44% of its cases. The City plans to expand this program citywide.

POTENTIAL ANNUAL SAVINGS	ADMISSIONS	BEDS
Defendants jailed for 0-7 days	23,000	165
Defendants in Supervised Release	4,200	360
Bail payment initiatives <i>(Bail expeditors, bail funds, ATMs, online bail)</i>	1,500	200

DEFENDANTS WHO MAKE BAIL AFTER ENTERING JAIL: BY LENGTH OF STAY AND BAIL AMOUNT



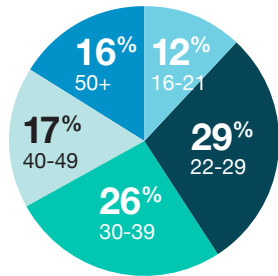
DEFENDANTS WHO MAKE BAIL AFTER ENTERING JAIL: BY LENGTH OF STAY AND CHARGE TYPE



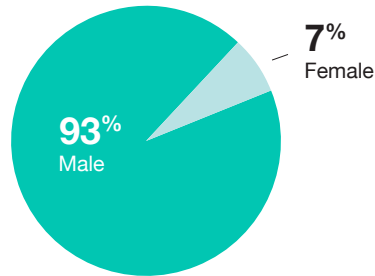
Department of Correction numbers which end in zero are estimates and rounded.

WHO IS IN JAIL ON BAIL

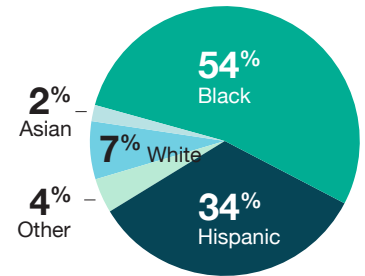
AGE



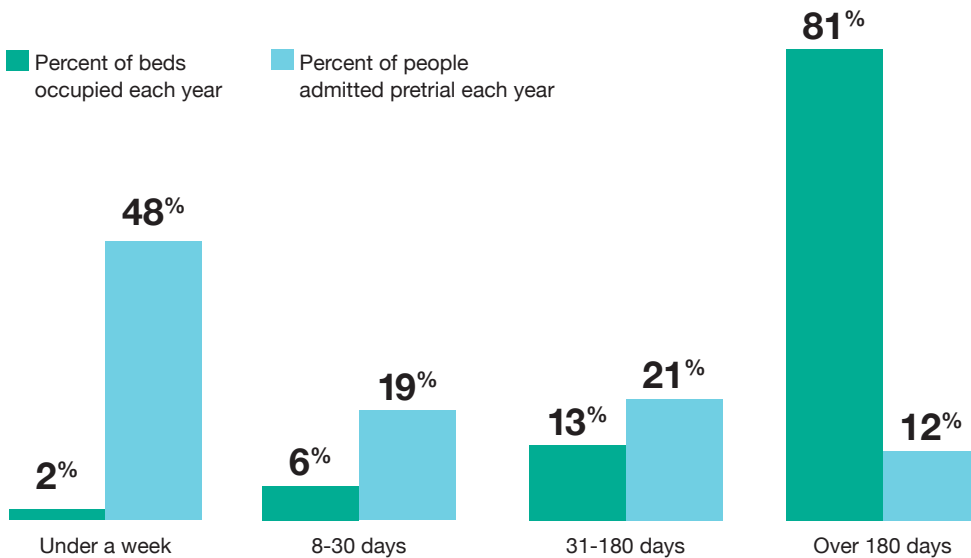
SEX



RACE



HOW ADMISSIONS AND LENGTH OF STAY RELATE TO THE DAILY JAIL POPULATION AND PRETRIAL DETAINEES



A lot of people account for a small number of beds because of short stays.

A few people account for a lot of beds because of long stays.

HOW LOW-LEVEL CRIMES IMPACTED THE JAIL POPULATION IN 2017

- In 2017 on any given day there were...
 - 2 people in jail awaiting trial for low-level possession of marijuana (PL 221.10)
 - 10 people in jail awaiting trial for turnstile jumping (PL 165.15)
 - 1 person in jail awaiting trial for prostitution (PL 230.00)

	ANNUAL ADMISSIONS TO JAIL	PEOPLE IN JAIL ON ANY GIVEN DAY
Possession of marijuana	100	4
Turnstile jumping	500	12
Prostitution	20	1