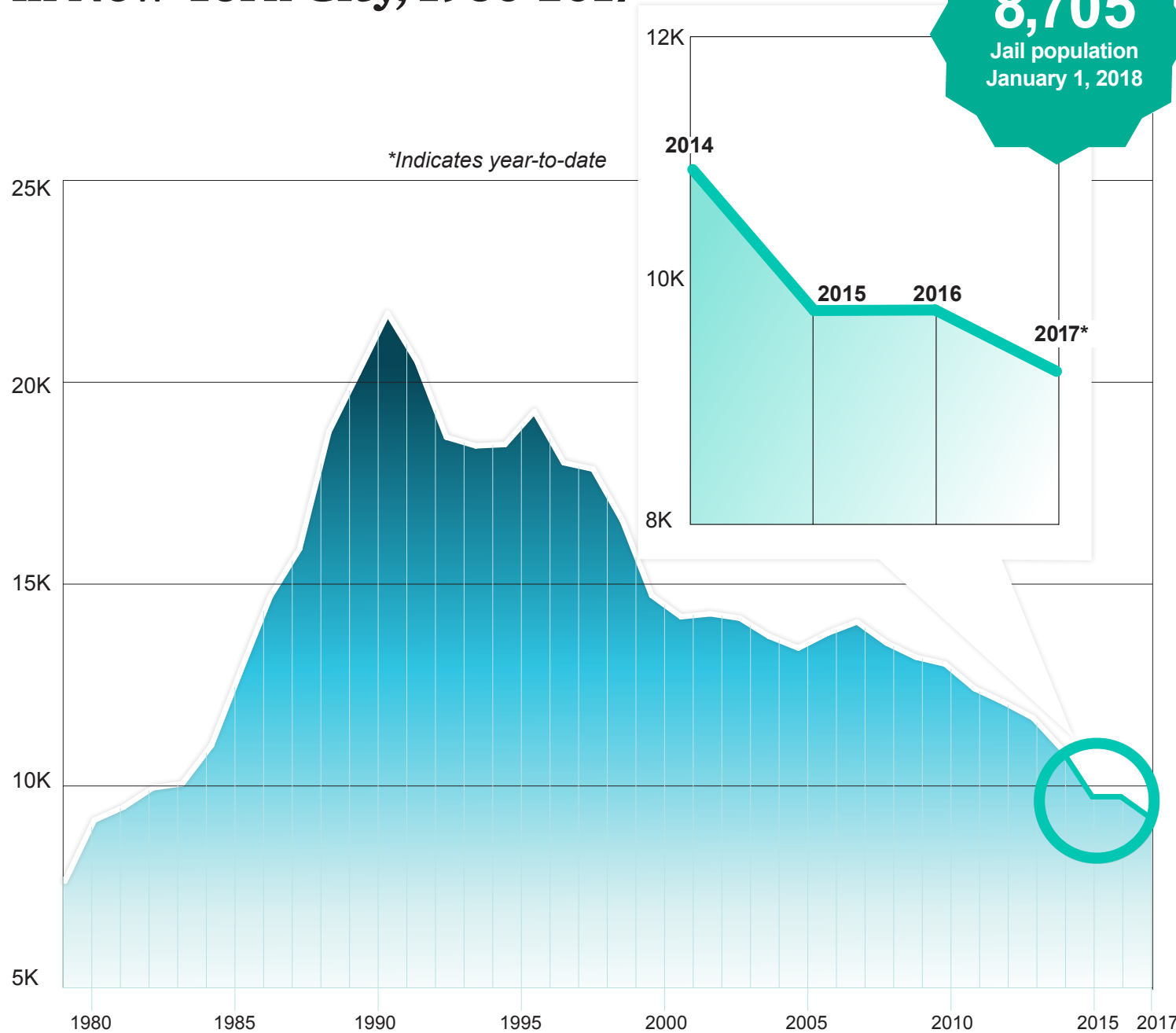
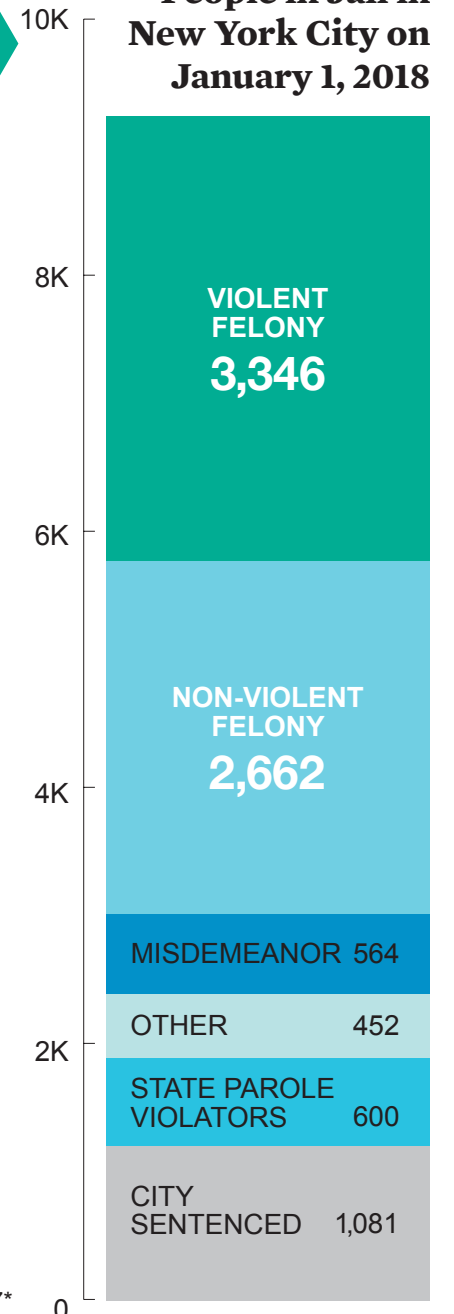


Average Daily Jail Population in New York City, 1980-2017

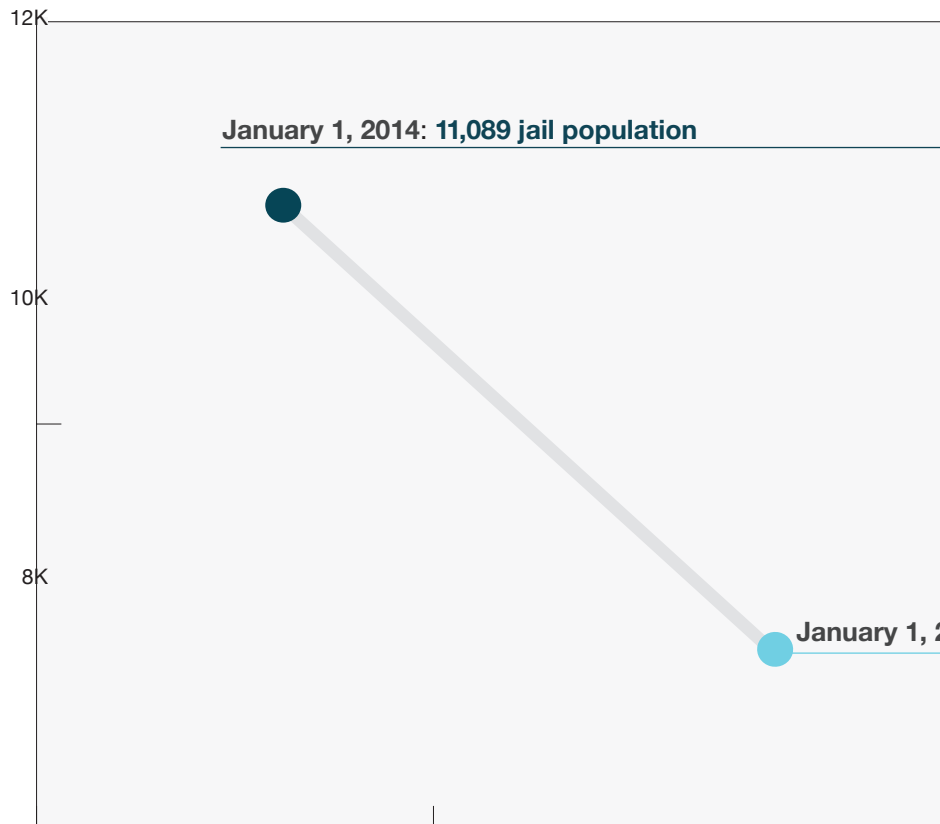


8,705
Jail population
January 1, 2018

Snapshot of People in Jail in New York City on January 1, 2018



Snapshot of the Daily Jail Population: January 1, 2014 vs January 1, 2018



JANUARY 1, 2014

Jail population	11,089
Misdemeanor	995
Violent felony	3,969
Nonviolent felony	3,343
City sentenced	1,600
State technical parole violators*	521
Other	661

JANUARY 1, 2018

Jail population	8,705	
Misdemeanor	564	-43% ↓
Violent felony	3,346	-16% ↓
Nonviolent felony	2,662	-20% ↓
City sentenced	1,081	-32% ↓
State technical parole violators*	600	+15% ↑
Other	452	-32% ↓

*No new crime

A SAFER CITY, A SMALLER JUSTICE SYSTEM:

Both crime and incarceration continue to fall in New York City. **In the last 6 months, the average jail population is down by 209 people, and crime is down by 5%** (year-to-date in 2017, compared to the same period last year).

The Mayor's Office of Criminal Justice analysis of New York City Department of Correction data, Jan 2018.

NYPD Compstat data 2017.

-48%

in adolescents
(16- & 17-year-olds)
in custody

-68%

of people in
custody with bail of
\$2000 or less

-18%

in people in
custody for longer
than one year

-36%

in young adults
(18 to 21-year-olds)
in custody

KEY TRENDS

(December 2013-December 2017)

+15%

in State technical
parole violators
(January 1st 2014-
January 1st 2018)