

SUPERVISED RELEASE MONTHLY SCORECARD

KEY UPDATES

1 OPPORTUNITY TO EXPAND ENROLLMENT

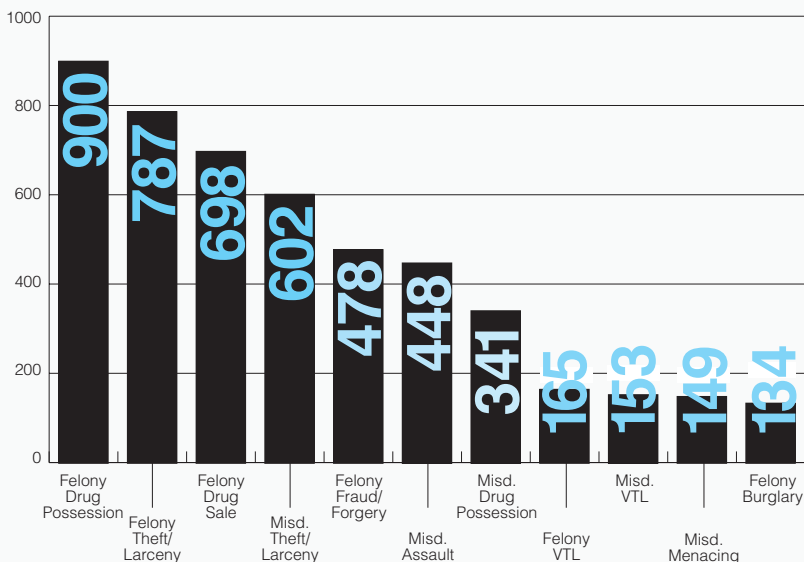
22% of Supervised Release eligible, lower-risk defendants have bail set at arraignment rather than being released to community supervision. These individuals have a low likelihood of being re-arrested and a high likelihood of becoming riskier after a short stay in detention.

2 SUCCESS RATES REMAIN STEADY

As the program has continued to grow over the last 19 months, the failure-to-appear and re-arrest rates have stayed steady and demonstrate that Supervised Release eligible defendants are being supervised safely in the community. The 9% failure-to-appear rate and 6% felony re-arrest rate are similar to rates for comparable defendants who were released on bail.

WHO IS PARTICIPATING IN SUPERVISED RELEASE?

Charge type and severity at program entry



Of the 5,920 intakes since March 1, 2016:

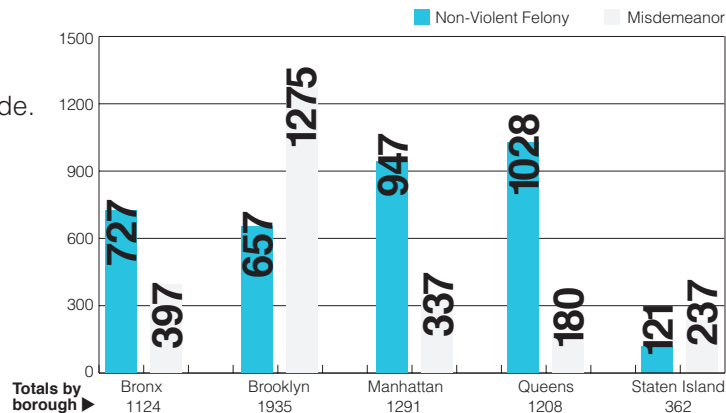


Supervised Release mandates by borough and charge

Between March 2016 and October 2017, 5,920 new participants were mandated to Supervised Release citywide.

Variation between boroughs is due to local court practices, previous Supervised Release pilot programs, defendant profiles, and court culture, among other factors.

Despite the different charge severity profiles of each borough's Supervised Released program, the rates of completion are consistent across the City.



All data from March 1, 2016 through October 31, 2017.

SUPERVISED RELEASE MONTHLY SCORECARD

HOW ARE SUPERVISED RELEASE PARTICIPANTS DOING?

Appearance and re-arrest outcomes:

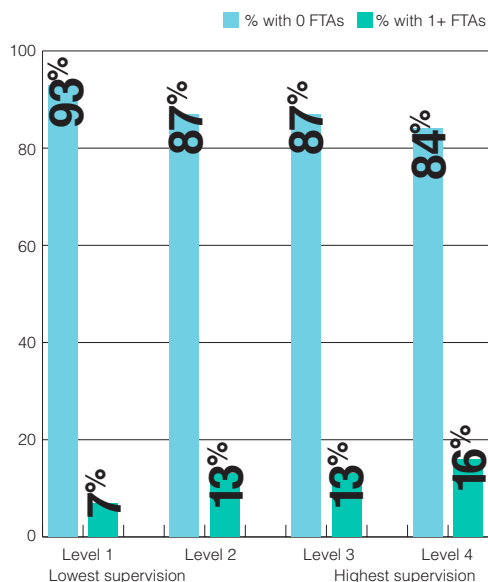
The primary goal of Supervised Release is to ensure that clients return to court and make all of their court appearances.

Borough	Court Appearance Rate	No Felony Re-Arrest Rate
Bronx	90%	94%
Brooklyn	89%	94%
Manhattan	96%	94%
Queens	93%	93%
Staten Island	92%	92%
CITYWIDE	92%	94%

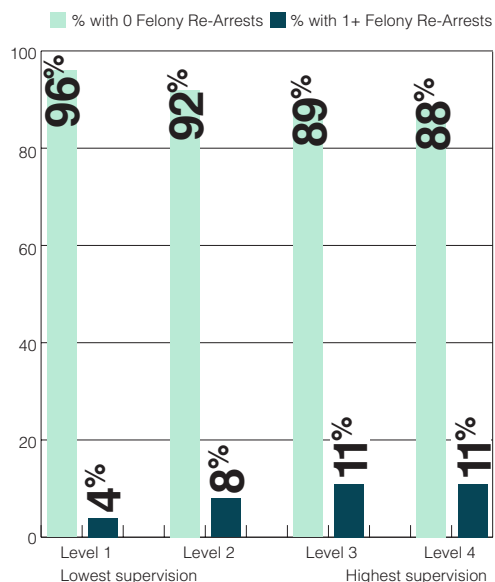
Compared to What? In pilots of Supervised Release programs, the court appearance rate was **91%**. So far, we are seeing a **92%** appearance rate in New York City.

The most robust study to date (from 2001) showed that **91%** of people released on bail and ROR were not re-arrested for a felony pre-trial. Supervised release is serving a population that would otherwise be detained and showing an equal or greater percentage of pre-trial success: the rate of no felony re-arrest on Supervised Release is **93%**.

Rate of appearance by supervision level



Rate of no felony re-arrest by supervision level



What have we learned?

To date, Supervised Release supervision levels have been set based on research showing that supervision should be responsive to clients' risk and needs.

As expected, court appearance and re-arrest rates correspond with assigned supervision levels: court appearance rates decrease and re-arrest rates increase as supervision levels increase. Clients with higher risk and greater needs are more likely to struggle in the program than those with lower risk and fewer needs.

Voices of Supervised Release

"I wish I could come here after my case ends because you've really helped me stay out of trouble. You're like, the first person who believed in me."

— Queens Supervised Release Client

Questions and feedback are welcome.

CONTACT: **MIRIAM POPPER**

Supervised Release Program Director, Mayor's Office of Criminal Justice
mpopper@cityhall.nyc.gov | 646-576-3487