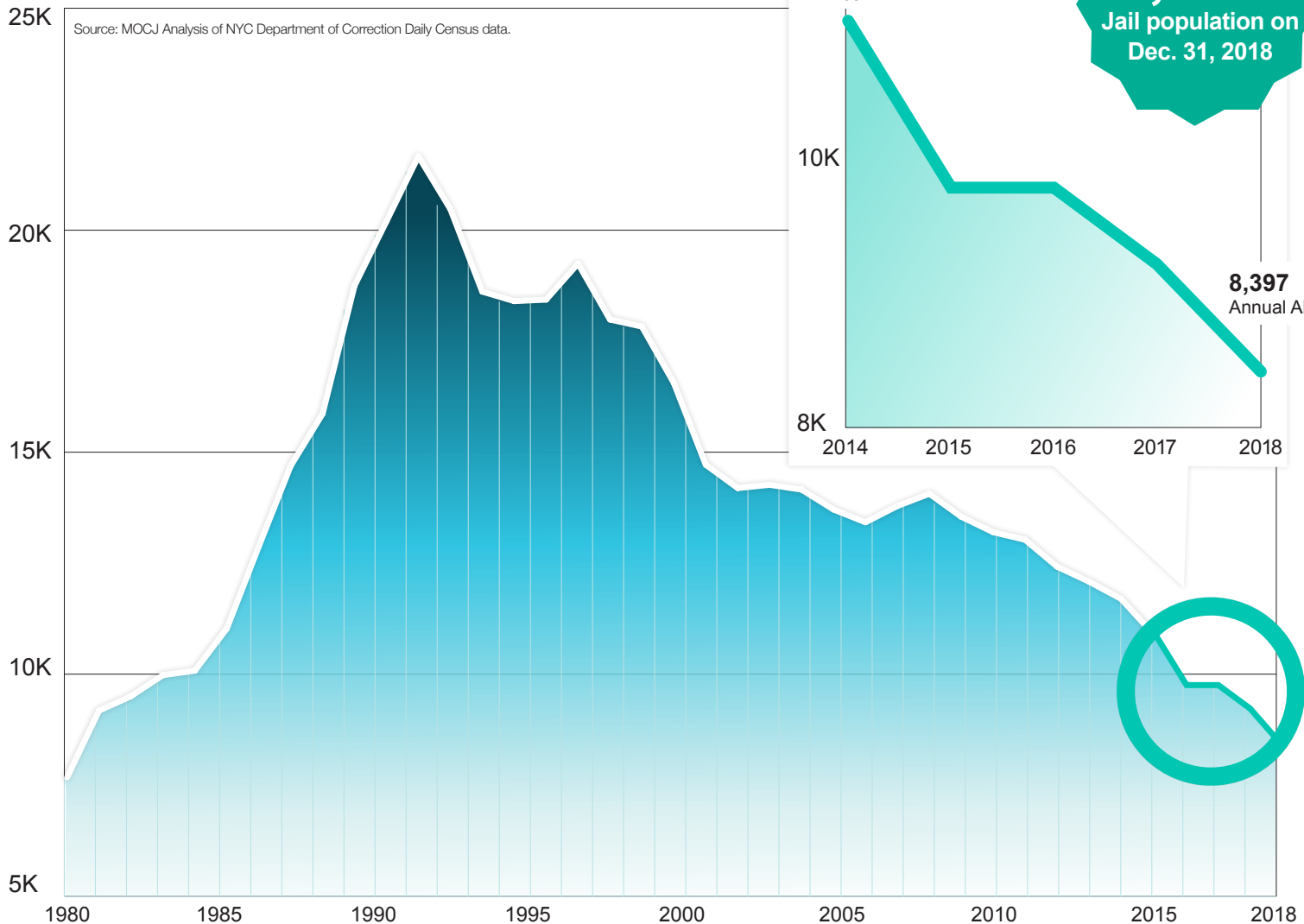


Average Daily Jail Population in New York City, 1980-2018

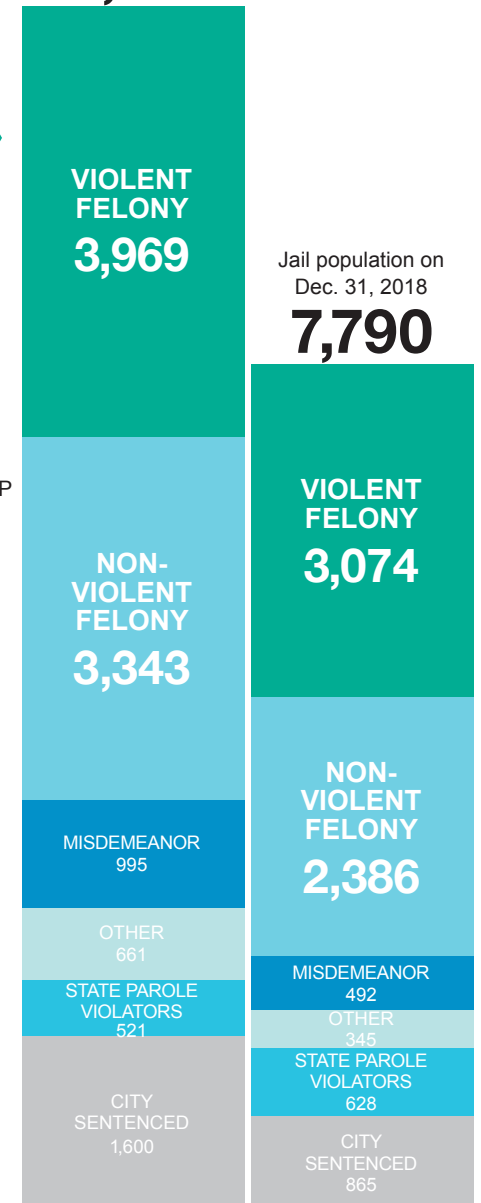
30% decline in jail population since Mayor de Blasio first took office.

lowest jail population since 1980



Snapshot of People in Jail in New York City

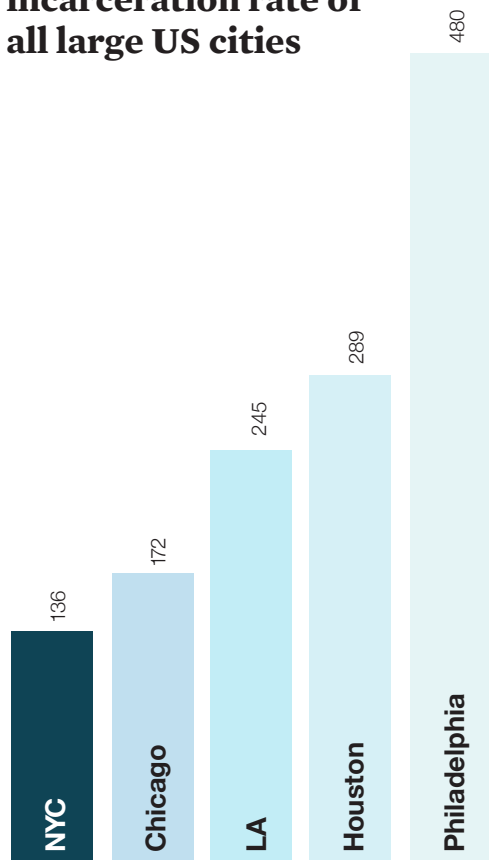
Jail population on Jan. 1, 2014
11,089



A safer city, a smaller justice system:

Both crime and incarceration continue to fall in New York City. On the last day of 2018, there were 3,299 fewer people in jail than on the day Mayor de Blasio first took office—a 30% decline. Jail admissions are down 46%, resulting in the lowest daily jail population since 1980. Crime* is down 14% during the administration, making New York City the safest city with the lowest rate of incarceration of all large cities in the United States.

NYC has the lowest incarceration rate of all large US cities



Approximate incarceration rate per 100K.

Key trends: 2013-2018



Source: MOCJ Analysis of NYC Dept. of Correction Daily Census data. MOCJ Analysis using average of DOC Mondaycensus files, 2013-2018

* "Crime" refers to index crimes, which are the 7 major felonies that comprise the FBI's annual crime index (murder, rape, felony assault, burglary, grand larceny, grand larceny auto).