

# Supervised Release Quarterly Scorecard

Citywide | October–December 2018

## Key Updates

### 1 YOUTH ENGAGEMENT TRACK EXPANSION TO ALL 5 BOROUGHES

On October 1, 2019, concurrently with the implementation of the Raise The Age Legislation, Supervised Release expanded the Youth Engagement Track to all five boroughs. The Youth Engagement Track provides mentoring, cognitive behavioral programming, community-based services and engagement to 16 and 17 year olds, charged with Assault 2 or Robbery 2 (previously ineligible charges) and/or considered higher risk, as assessed by the Supervised Release risk tool.

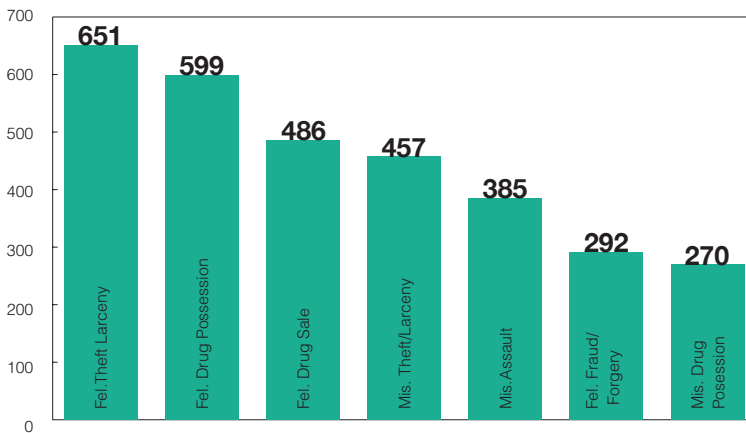
### 2 SIGNIFICANT INCREASE IN STATEN ISLAND INTAKES

Between 2017 and 2018, Staten Island intakes increased by 73% while the rest of the boroughs increased by 7%.

### 3 BROOKLYN PILOTS "RISK-INFORMED RELEASE" POLICY

As a strategy to reduce potential net-widening of Supervised Release, Brooklyn has begun piloting a "Risk-Informed Release" policy. When a defendant is referred to Supervised Release but meets certain low-risk criteria, staff will inform the Judge on the record during the bail application that the individual is more appropriate for ROR. Ultimately, the Judge will determine the appropriate bail conditions.

## WHO IS PARTICIPATING IN SUPERVISED RELEASE?



### Top Charges of Those Released to Supervised Release

Of the 4,627 intakes since January 1, 2018:

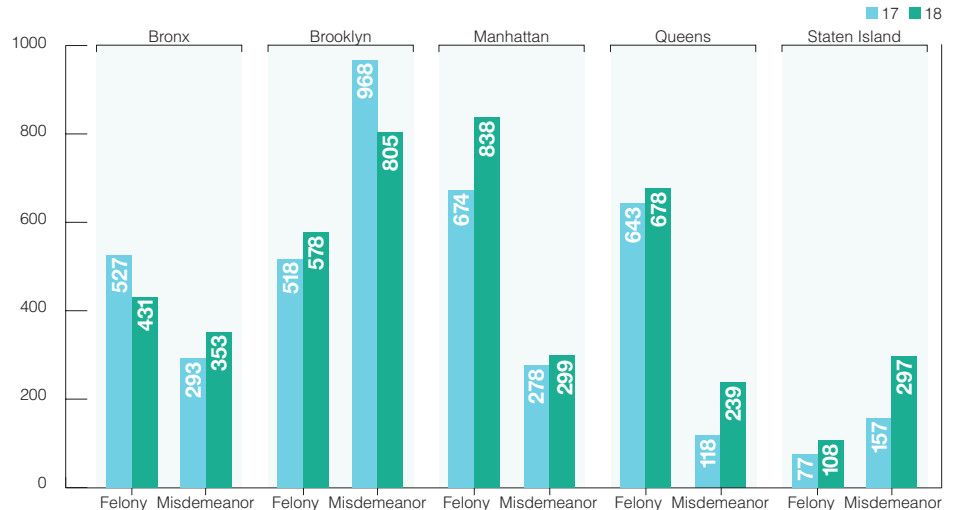


### Number of Intakes by Charge: 2017 vs. 2018

The chart to the right shows the number of those released to Supervised Release by borough and charge for 2017 versus 2018.

**4,256**  
total intakes in 2017

**4,627**  
total intakes in 2018



# Supervised Release Quarterly Scorecard

Citywide | October–December 2018

## HOW ARE SUPERVISED RELEASE PARTICIPANTS DOING?

### Appearance and Re-arrest Outcomes:\*

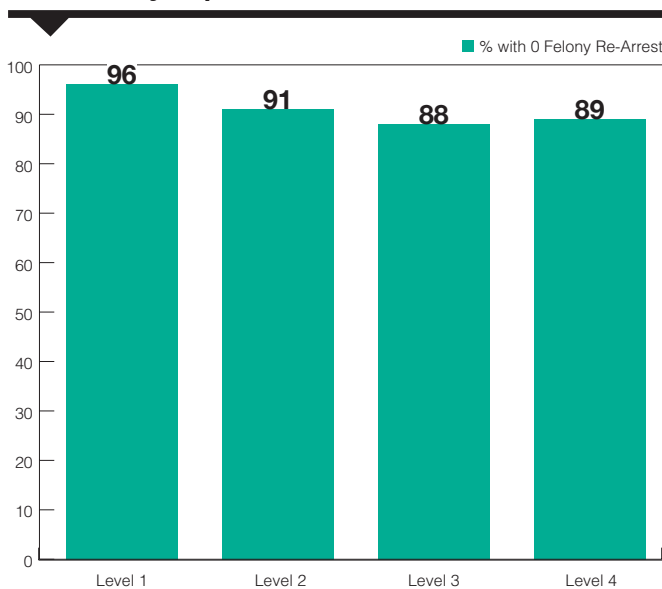
The primary goal of Supervised Release is to ensure that clients return to court and make all of their court appearances.

Borough	Court Appearance Rate	No Felony Re-Arrest Rate
Bronx	85%	93%
Brooklyn	86%	93%
Manhattan	92%	92%
Queens	92%	92%
Staten Island	87%	90%
<b>CITYWIDE</b>	<b>88%</b>	<b>92%</b>

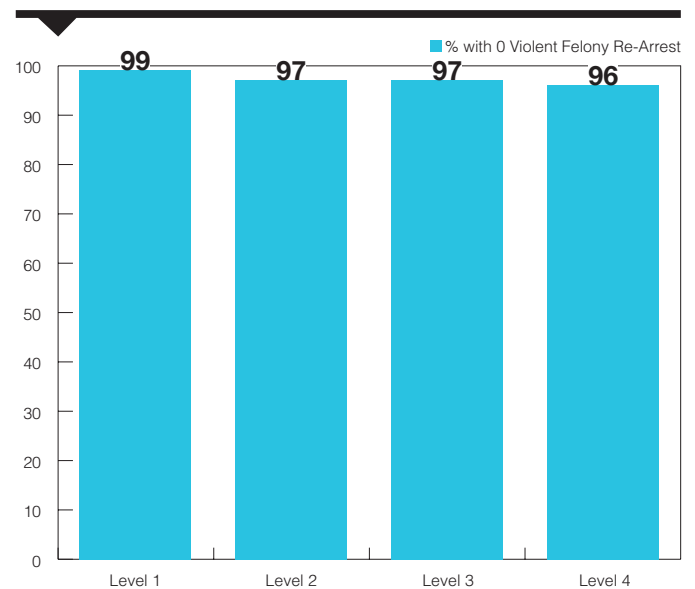
### Comparing Citywide Appearance Rates

Citywide court appearance rates for Supervised Release are similar to rates of those that are released on their own recognizance or released on bail. Per the CJA Annual Report, 86% of defendants released pretrial make all their court dates.

### Percent Without a Felony Re-arrest by Supervision Level\*



### Percent Without a Violent Felony Re-arrest by Supervision Level\*



### Success Story

Sade was placed in Supervised Release after police arrested her for an outstanding warrant from 2015. However, before she could make her initial intake appointment, she was hospitalized following a suicide attempt. After meeting with her at the hospital, Sade’s case manager gained a better understanding of the obstacles she was facing. Specifically, she was in an abusive and dangerous relationship with a man who was forcing her into prostitution. Her children had been removed from her care and she was desperately trying to regain custody of her youngest daughter who had been placed in foster care in New Jersey. Sade’s case manager initially referred her to a women’s shelter in the Bronx, but she ultimately decided to transfer to a shelter in New Jersey to be closer to her daughter. With her case manager’s support, Sade ended her abusive relationship so that she could focus her time and energy on regaining custody of her daughter. Sade was later referred to a mental health clinic in New Jersey where she was evaluated and received services and support to better manage her mental health. Despite her many obstacles, Sade made tremendous progress while in the program and her case was eventually dismissed.

CONTACT: **MIRIAM POPPER**

Executive Director; Diversion Initiatives, Mayor’s Office of Criminal Justice  
[mpopper@justice.nyc.gov](mailto:mpopper@justice.nyc.gov) | 646-576-3487

\*Indicated data from March 1, 2016 to December 2018