

Justice Brief

Jail: State Parolees 2019



The City of New York
Mayor Bill de Blasio

NYC

Criminal Justice
Elizabeth Glazer
Director

August 2020

Jail: State Parolees

2013 | 11,696

Average Daily Population

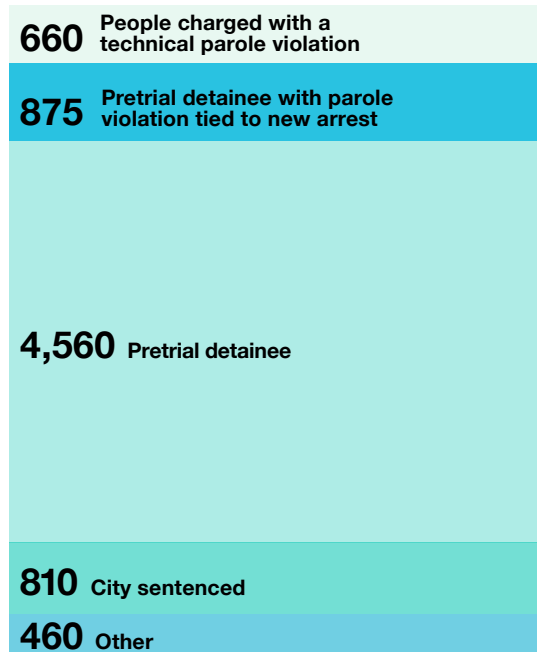


Summary

In 2019, 21% of the average daily jail population were also alleged to have violated conditions of their parole (~1,500 people on any given day). For information on parole New York, see the previous version of this [report](#).

2019 | 7,365

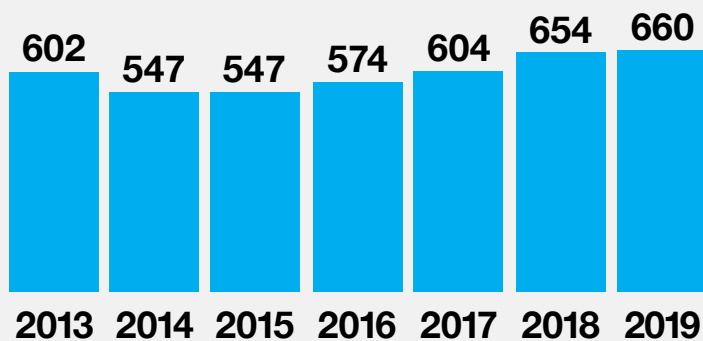
Average Daily Population



Average Daily Population:

People charged with a technical parole violation

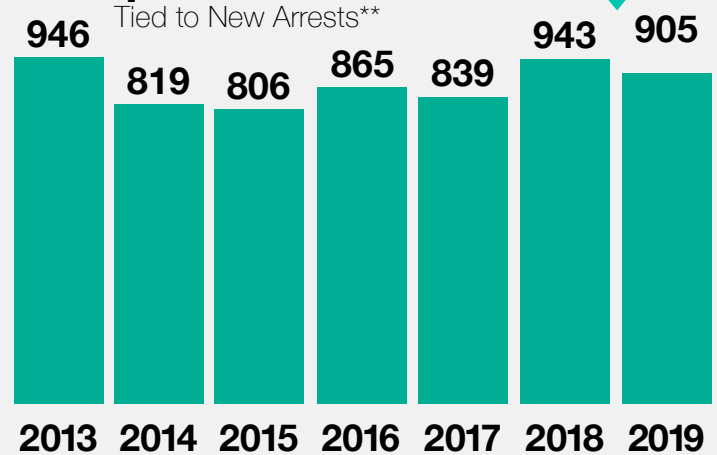
+10% since 2013



Average Daily Population:

Pretrial detainees with parole violation

-4% since 2013

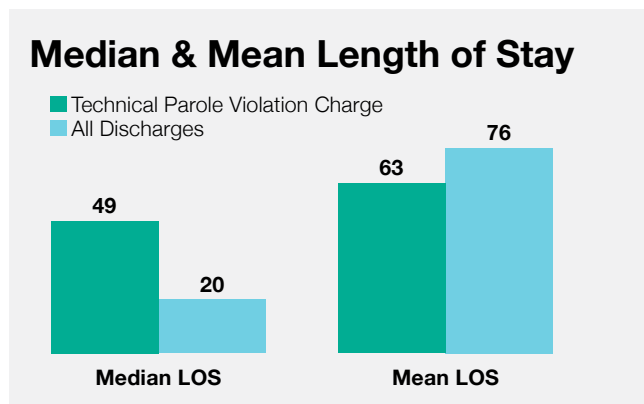
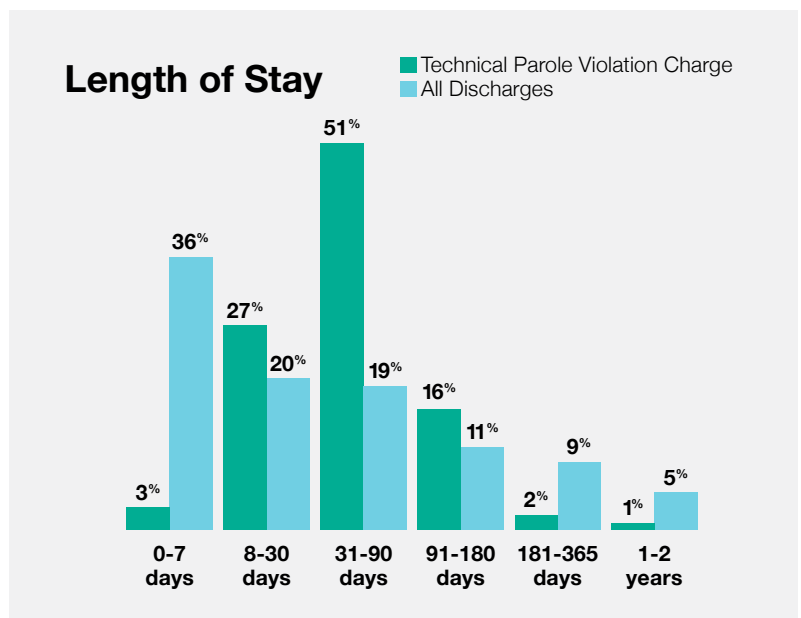
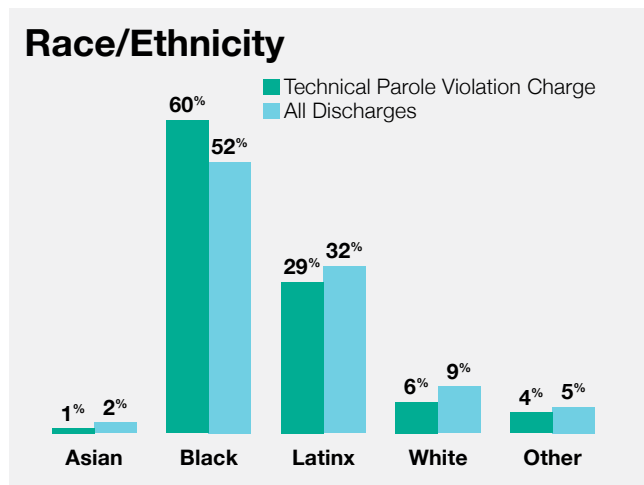
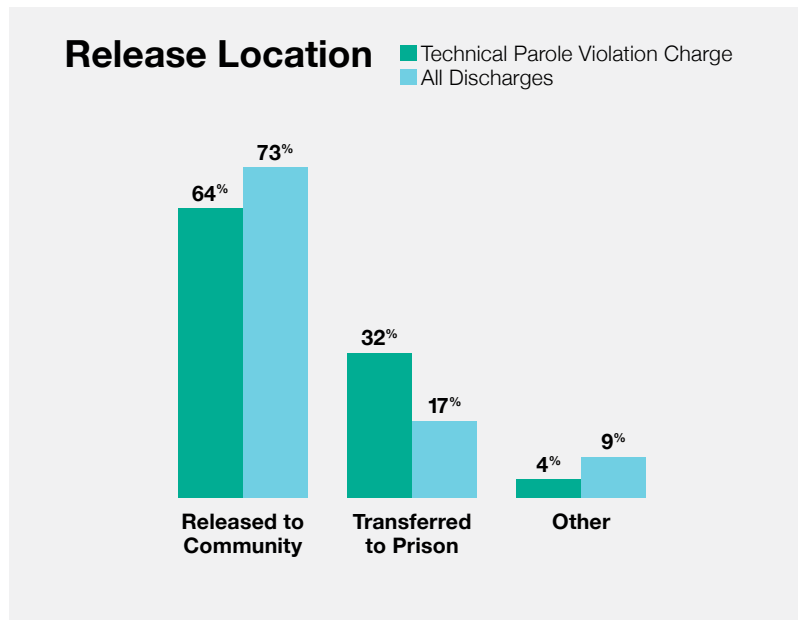
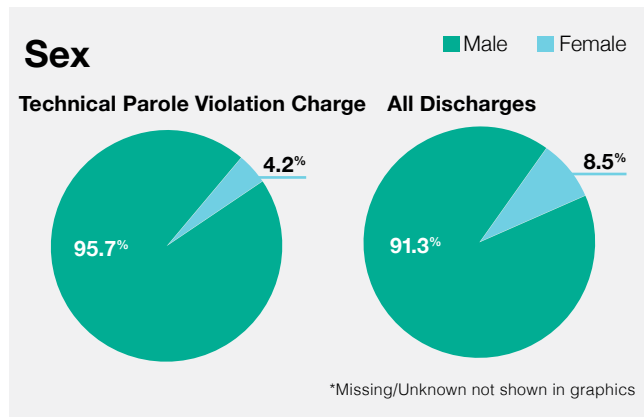


*Not depicted in stacks due to small number **Population of parole violations stemming from new arrests include those detained pretrial, those detained for other reasons, and those serving city sentences. Source: MOCJ Analysis of DOC data, 2013-2019

Jail: State Parolees

Profile of individuals leaving jail after detention on a technical parole violation charge in 2019

(compared to all discharges)

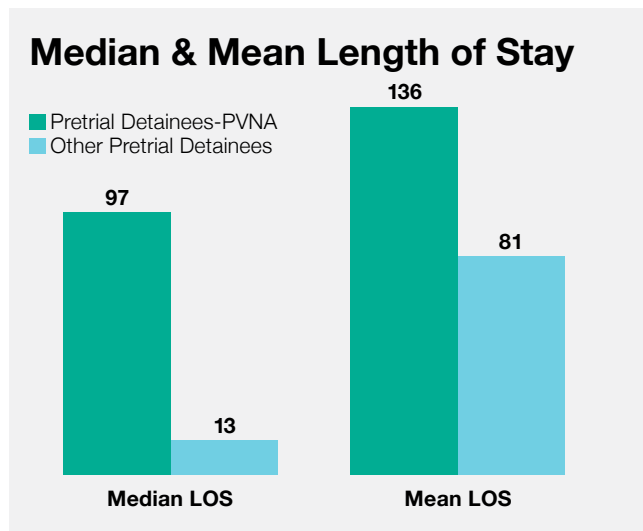
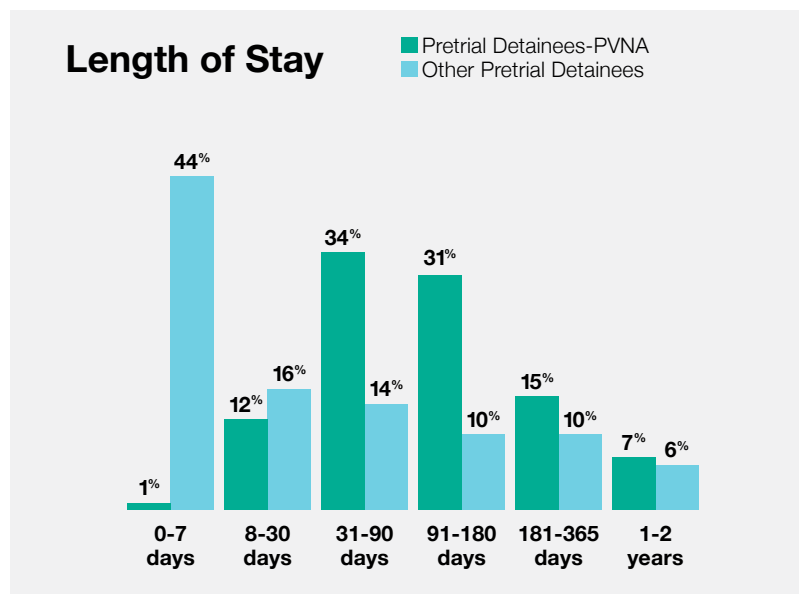
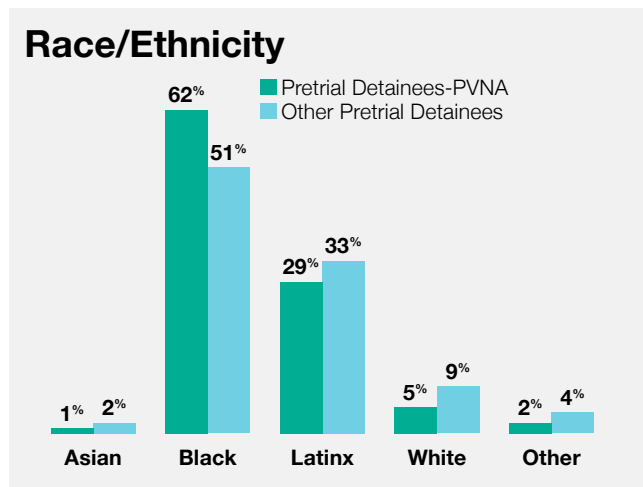
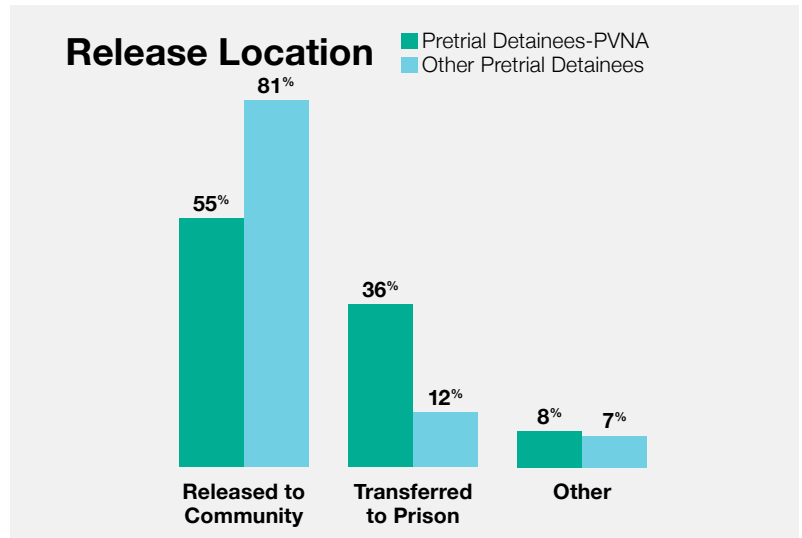
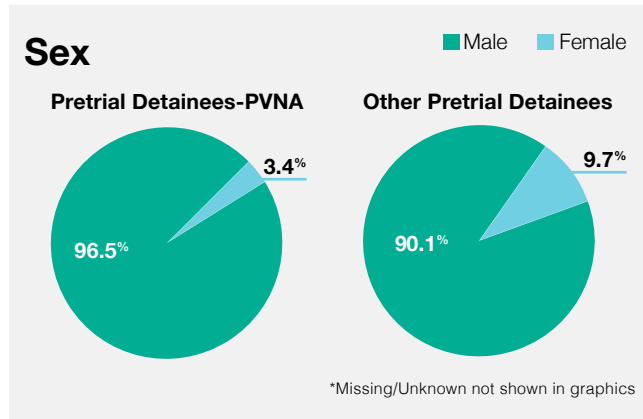


96% of people jailed on an alleged technical parole violation were male, higher than the overall proportion of people discharged from jail in 2019 (91% male). White people were less likely to

leave jail after an alleged technical parole violation (6% vs. 9% of all discharges), while Black people were more likely (60% vs. 52% of all discharges). 64% of those jailed on alleged technical parole violations returned to the community upon release from jail, lower than the 73% of all discharges. 32% are returned to prison, higher than the 17% of all discharges who are transferred to prison. 2/3 of people jailed on alleged technical parole violations spent between 31-180 days in jail and had longer overall lengths of stay. In 2019, the median and average length of stay for those jailed on an alleged technical parole violation was 49 and 63 days, respectively, compared to 20 and 76 days for all people discharged.

Jail: State Parolees

Profile of individuals leaving jail after a parole violation tied to a new arrest (PVNA) in 2019 (compared to all discharges)



97% of people jailed pretrial on a parole violation tied to a new arrest were male, higher than the overall proportion of pretrial detainees without parole violations in 2019 (90% male). White people were less likely to leave jail after an alleged parole violation tied to a new arrest (5% vs. 9%), while Black people were more likely (62% vs. 51% of people jailed pretrial without parole violations). 56% of those jailed pretrial an alleged parole violation to a new arrest returned to the community upon release from jail, lower than the 81% of pretrial detainees with no parole violation. Nearly 2/3 of people jailed pretrial on an alleged parole violation tied to a new arrest spent between 31-180 days in jail and had longer overall lengths of stay. In 2019, their median and average length of stay was 97 and 136 days, respectively, compared to 13 and 81 days for people jailed pretrial who do not have parole violations.